



SilverRing™ Thumb MCP Splint (MCP)

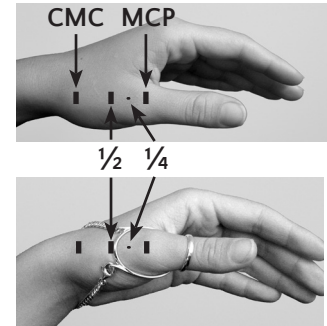
Hyperextension of MCP Joint with Active Flexion at the MCP and Abduction at the CMC Joint

You **must** provide three sizes to order.

Start by marking the MCP joint, the CMC joint. Additionally mark the locations $\frac{1}{4}$ and $\frac{1}{2}$ way between the MCP & CMC.

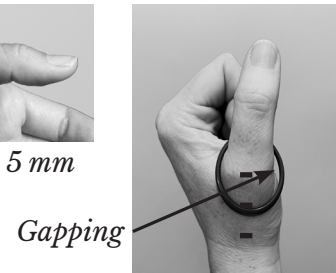
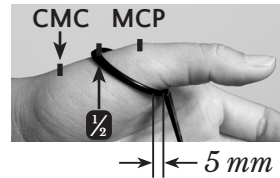
Note: It is not uncommon for the proximal length and width sizes to have a difference of 2-10 sizes

Example: Proximal length 29.0
Proximal width 22.0
Distal 9.5



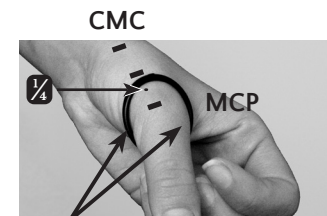
- 1 EZ-Sizer** For proximal length size, choose an EZ-Sizer that sits about 5 mm distal to the MCP volar crease and clears the $\frac{1}{2}$ way mark. Gapping on the side of the sizer is expected.

Note: placement of the sizer 5 mm distal to MCP crease accounts for migration of splint with normal abduction of the thumb



- 2 EZ-Sizer** For proximal width size, choose an EZ-Sizer that, when angled back past the MCP joint, touches the sides of the thumb. The lip of the ring will often land on top or slightly proximal to the $\frac{1}{4}$ mark.

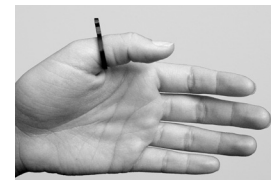
Note, this will account for the gapping you saw in Step 1.



Touches side to side

- 3 Round Ring** For distal ring size, choose the smallest Round Ringsizer that is snug when it slides over the IP joint.

Note: we are using Round Ringsizer to measure which allows an easier switch to ST style splints when needed.



SilverRing™ Thumb MCP Options on next page

SilverRing™ Measuring Instructions
Silver Ring Splint Company | Phone & Text: 434.971.4052
Orders@SilverRingSplint.com | www.SilverRingSplint.com



SilverRing™ MCP Splint Options

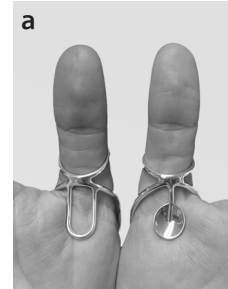
Hyperextension of MCP Joint with Active Flexion at the MCP and Abduction at the CMC Joint

MCP VOLAR SUPPORT:

Proximal Volar Extension (PVX) is used to stabilize under the head of the metacarpal joint to reduce hyperextension. No measurement is needed. PVX can be manually adjusted to fit the curvature of the palm.

PVX – standard “U” distributes pressure avoiding direct pressure on a potentially sensitive area

Spoon PVX – places more direct pressure with a curved pad that can more easily be adjusted by twisting or bending left/right.

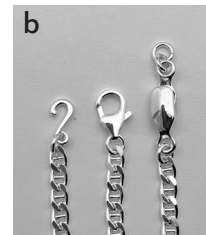


BRACELET OPTIONS:

The bracelet is used to keep the splint from sliding distal, rotating and/or migrating. A bracelet with lobster clasp is standard. A longer bracelet can be requested to criss-cross the bracelet to change angle of pull and better anchor splint.

Use twist tie or string to temporarily adjustment bracelet. Verify fit of splint before permanently adjusting bracelet for length. This can be done at a local jeweler or mailed to us.

‘S’hook & Magnetic clasp can replace the standard lobster claw clasp for people with fine motor limitations. The magnetic clasp has two interlocking sides that creates a strong latch.



‘S’ hook, Lobster, Magnetic clasp



Bracelet criss-cross example

SPECIAL ORDER SPLINT:



SilverRing™ MCP Splint LS & PRX

Used for MCP Deviation, UCL issues, game keepers/skier thumb. These additions make this a special order item with a restocking fee

Proximal Radial Extension (c) and **Ulnar Lateral Support (d)** can be added to correct MCP deviation. (c) and (d) are always ordered together.



Note: While fitting a patient if there are any questions about which thumb splint to use (e.g. ST or MCP) and if options like the PVX or bracelet should be added, please feel free to text/call us at 434-971-4052 for assistance.

SilverRing™ Measuring Instructions
Silver Ring Splint Company | Phone & Text: 434.971.4052
Orders@SilverRingSplint.com | www.SilverRingSplint.com